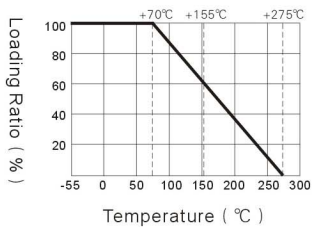

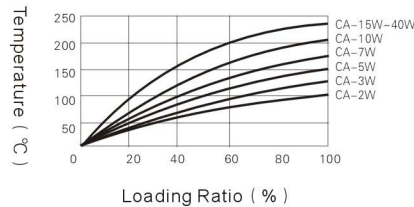


Cement (T) Series 水泥电阻器

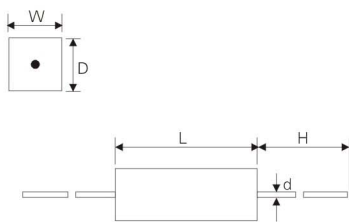
Power Curve



Surface Raising Temperature



CA Type




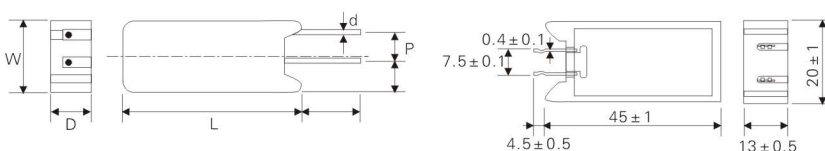
Type	Dimensions(mm)					Resistance Range	
	W±1	D±1	L±1	H	d ^{+0.02} _{-0.05}	Wire-Wound Type	Cutting Type
CA-2W	7	7	18	28±5	0.7	0.1Ω~27Ω	28Ω~33KΩ
CA-3W	8	8	22	32±5	0.7	0.1Ω~39Ω	40Ω~56KΩ
CA-5W	10	9	22	38±5	0.8	0.1Ω~47Ω	48Ω~100KΩ
CA-7W	10	9	35	38±5	0.8	0.1Ω~680Ω	681Ω~200KΩ
CA-10W	10	9	49	38±5	0.8	0.1Ω~910Ω	911Ω~200KΩ
CA-15W	12.5	11.5	49	38±5	0.8	1Ω~1KΩ	
CA-20W	14.5	13.5	60	38±5	0.8	2Ω~1.2KΩ	
CA-25W	14.5	13.5	64	38±5	0.8	2Ω~1.2KΩ	

CS Type



Type	Dimensions(mm)					Resistance Range	
	W±1	D±1	L±1	H	d ^{+0.02} _{-0.05}	Wire-Wound Type	Cutting Type
CS-3W	6	6	20	28±5	0.7	1Ω~27Ω	28Ω~33KΩ
CS-5W	6	6	25	35±5	0.8	1Ω~100Ω	101Ω~100KΩ
CS-7W	9	9	25	35±5	0.8	1Ω~100Ω	101Ω~100KΩ

Vertical Wire Type CV Series



Type	Dimensions(mm)					Resistance Range	
	W±1	D±1	L±1	P±1	d ^{+0.02} _{-0.05}	Wire-Wound Type	Cutting Type
CV-2W	11.5	7.5	20	5	0.7	0.1Ω~27Ω	28Ω~33KΩ
CV-3W	12.5	8.5	25	5	0.7	0.1Ω~39Ω	40Ω~56KΩ
CV-5W	12.5	9	25	5	0.8	0.1Ω~47Ω	48Ω~100KΩ
CV-7W	12.5	9	38	5	0.8	0.1Ω~680Ω	681Ω~200KΩ
CV-10W	12.5	9	50	5	0.8	0.1Ω~910Ω	911Ω~200KΩ
CVA5W	12.5	9	25	7.5	0.8	0.1Ω~47Ω	48Ω~100KΩ
CVA10W	16	12	35	7.5	0.8	0.1Ω~560Ω	561Ω~100KΩ