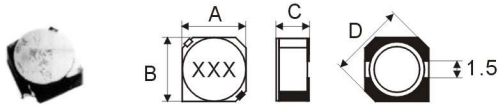


Shapes and Dimensions

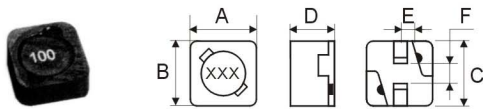
LSS4D18~6D38



Dimensions in mm

TYPE	A	B	C	D
LSS4D18	4.7 ± 0.3	4.7 ± 0.3	2.0^{+0}	6.9^{+0}
LSS4D28	4.7 ± 0.3	4.7 ± 0.3	3.0^{+0}	6.9^{+0}
LSS5D18	5.7 ± 0.3	5.7 ± 0.3	2.0^{+0}	8.2^{+0}
LSS5D28	5.7 ± 0.3	5.7 ± 0.3	3.0^{+0}	8.2^{+0}
LSS6D28	6.7 ± 0.3	6.7 ± 0.3	3.0^{+0}	9.5^{+0}
LSS6D38	7.0^{+0}	7.0^{+0}	4^{+0}	9.5^{+0}

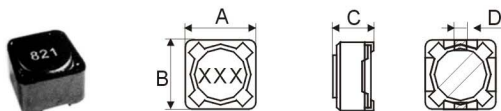
LSS 6203/6205



Dimensions in mm

TYPE	A	B	C	D	E	F
LSS6203	6.2 ± 0.3	6.2 ± 0.3	6.2 ± 0.3	3^{+0}	1.5	2.8
LSS6205	6.2 ± 0.3	6.2 ± 0.3	6.2 ± 0.3	5^{+0}	1.5	2.8

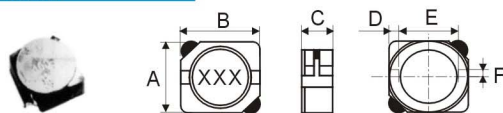
LSS 7334/7445



Dimensions in mm

TYPE	A	B	C	D
LSS7334	7.3 ± 0.2	7.3 ± 0.2	3.4^{+0}	1.8
LSS7445	7.3 ± 0.2	7.3 ± 0.2	4.5^{+0}	1.8

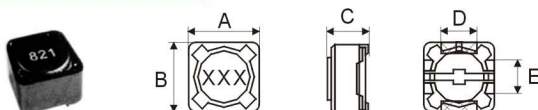
LSS104R



Dimensions in mm

A	B	C	D	E	F
10.0 ± 0.5	10.1 ± 0.5	4.1^{+0}	1.2 ± 0.15	7.7 ± 0.3	3.0 ± 0.2

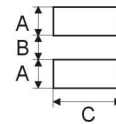
LSS1245~1280



Dimensions in mm

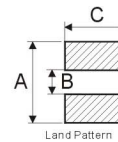
TYPE	A	B	C	D	E
LSS1245	12.5^{+0}	12.5^{+0}	4.5^{+0}	5	7.6
LSS1260	12.5^{+0}	12.5^{+0}	6^{+0}	5	7.6
LSS1280	12.5^{+0}	12.5^{+0}	8^{+0}	5	7.6

Recommended Pattern



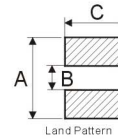
Dimensions in mm

TYPE	A	B	C
LSS4D18	1.9	1.5	5.3
LSS4D28	1.9	1.5	5.3
LSS5D18	2.15	2	6.3
LSS5D28	2.15	2	6.3
LSS6D28	2.65	2	7.3
LSS6D38	2.65	2	7.3



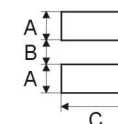
Dimensions in mm

TYPE	A	B	C
LSS6203	8.1	4	2.5
LSS6205	8.1	4	2.5



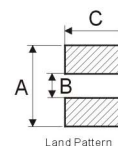
Dimensions in mm

TYPE	A	B	C
LSS7334	8.4	4.4	2.2
LSS7445	8.4	4.4	2.2



Dimensions in mm

A	B	C
1.7	7.3	3.2



Dimensions in mm

TYPE	A	B	C
LSS1245	13	7	5.4
LSS1260	13	7	5.4
LSS1280	13	7	5.4